

All information and descriptions in this brochure (including but not limited to product styles, colors, dimensions, technical parameters, etc.) are provided for reference purposes only and are subject to change without notice. The actually signed contract and purchase order shall prevail.

SAME COLOR DOOR-WALL-CABINET SYSTEM

Quality 20 Years

Hot-Selling
In 100 Countries

| SAME COLOR DOOR-WALL-CABINET SYSTEM |



SAME COLOR DOOR-WALL-CABINET SYSTEM

SAME COLOR DOOR-WALL-CABINET SYSTEM



CONTENTS

COMPANY PROFILE

Company Profile	01-02
Qualifications And Honors	03-03
Why Choose Us	04-04

HIGH-END WALL PANEL SYSTEM

Wall Panel Structure	07-07
Wall Panel Composition	08-08
Wall Panel (Solid)	09-12
Wall Panel (Hollow)	13-18
Color Options	19-20
Decor Panel	21-28
Starry Sky Grille	29-34
Customized Spray Painting (Matte, Skin Feel, Pet)	35-40
Matching Lines (Aluminum Alloy Lines, Wood-Plastic Lines)	41-44

SAME COLOR DOOR

Solid Wood Door Of The Same Color	45-50
Aluminum-Wood Ecological Door	51-58
Grille Invisible Door	59-66

SAME COLOR DOOR-WALL-CABINET SYSTEM

Same Color Door-Wall-Cabinet System	67-76
-------------------------------------	-------

OUTDOOR SERIES

Outdoor Decking	79-84
Outdoor Wall Cladding	79-84

CASE PRESENTATION

Overseas Application Projects	85-90
Domestic Engineering Application Projects	91-94
Domestic Home Decoration Application Items	95-98
More Project Displays	99-100

ABOUT US

was established in 2005 and is located in Foshan, a national historical and cultural city and a brand capital. Its production base covers an area of over 50,000 square meters.

The company is an industry benchmark enterprise dedicated to providing one-stop services for new, environmentally friendly and high-end wall panels and related products.

Melinco's brand has founded in 2016, adhering to the original intention of zero aldehyde space, insisting on the use of new environmentally friendly raw materials, and exclusively developed the gold formula of wallboard substrate, and developed rapidly. Now has a mature product system, including door and wall cabinet integrated assembly, all kinds of decorative lines self-developed and self-supplied, and support the same color customization, with strong manufacturing and operation advantages for more than 100 countries and regions around the world to continue to provide quality products and services.

The company was established in Foshan

in 2005

production base over


50,000 square meters

Melinco's brand has founded

in 2016

Provide high-quality products and services



over 100 countries





HONORARY QUALIFICATION


Company honors, product inspection reports, patent certificates, and multiple qualification certifications all serve as endorsements.




WHY CHOOSE US

9 Reasons Why Customers Choose Us




 **Enterprise strength** 1


A 20-year-old original manufacturer in Foshan, with a production base of over 50,000 square meters

 **Partner** 2


It has been a certified supplier for the world's leading home furnishing brands for 20 consecutive years

 **Customer trust** 3


With over 300 stores, serving more than 100 countries and regions around the world

 **User selection** 4


1200+ million customers have chosen our quality products, with a 20-year quality guarantee

 **Environmentally friendly formula** 5


Brand-new eco-friendly raw materials have won over 10 authoritative certifications both at home and abroad

 **Rich in patterns** 6


With over 380 patterns and textures, it is more than three times the industry average

 **Ultra-fast production** 7

The fastest time from raw materials to finished products is only 5 days, which is 80% ahead of the industry level

 **Worry - Free Assistance** 8

From R&D, design, production, quality inspection, delivery to after-sales service, we provide one-stop worry-free service

 **0 Risk Commitment** 9

A full refund within 7 days if you are not satisfied with any service

WALL PANEL

Redefine eco-friendly quick-install walls

Independently developed and manufactured by Gooday Advanced Materials Co., Ltd. is a new type of environmentally friendly and integrated quick-installation wall decoration material that leads the future.

Core Technology

Selected raw materials: 3 types of 100% brand-new main materials are carefully selected, combined with 5 types of high-performance additives.

Craftsmanship with ingenuity: precision extrusion molding is carried out under high temperature and high pressure, ensuring stable and reliable quality.

Superior structure: scientifically composed of an environmentally friendly base material layer, an aldehyde-free hot-melt adhesive layer, and a high-end decorative surface layer, laying a solid foundation for excellent performance.

Versatile Style Compatibility

It easily fits mainstream decoration styles such as minimalist, light luxury, new chinese, italian, cream, wood, and european styles, satisfying all your aesthetic expectations for high-end commercial spaces and ideal homes.

Exceptional Performance


Ultimate environmental protection: exceeds the strict enf standard, made from 100% brand-new eco-friendly raw materials, with 0 lead, 0 heavy metals, and no pungent odors, safeguarding home health.

Five-dimensional protection: class b fire retardancy, excellent water resistance and mildew resistance, and natural insect resistance, ensuring long-lasting durability.

Quick Installation Advantage

Adopting a modular design and paired with a convenient mortise-and-tenon structure, it enables efficient and time-saving installation. It supports the creation of diverse shapes (including flat, arc, right-angle bending, wave, grid, irregular designs, etc.), endowing spaces with infinite creative possibilities. With its excellent comprehensive performance and convenient installation experience, wall panel has become the first choice for global users to build healthy and stylish spaces.

WALL PANEL STRUCTURE



Wall Panel(Hollow)

Wall Panel (Solid)

- PVC Film
- PP Film
- Luxury Fabric Laminate
- PET Films



Premium
Finish

- Eco Hot Melt Adhesive
- PUR Encapsulation Technology



No-CHO
Hot Melt

- 100% Eco-Friendly Material
- Hollow/Solid Core, Impact Resistant



Green
Substrate


WALL PANEL COMPOSITION

High-Performance Resin

Offers Properties Including Wear Resistance, Corrosion Resistance, High-Temperature Resistance, Anti-Aging, And Flame Retardancy.

Natural Calcite


Characterized By High Hardness And Flame-Retardant Properties.



High-Performance Resin



Natural Calcite



Wall Panel (Solid)

Application site



Base Material Structure: Solid Core With Two Co-Extruded Layers (Top And Bottom)

Width: 900 / 1200mm

Length: 2400 / 2600 / 2800 / 3000mm

Thickness: 9mm (Note: If the bulk order quantity for commercial projects is met, 5mm and 8mm options can be discussed based on specific requirements)

Connection method: double-groove(standard). Custom profiles (square, u-groove t&g, lock-seam) available subject to project MOQ and negotiation

Eco-friendliness: 100% brand-new eco-friendly raw materials, exceeding ENF standard, 0 lead, 0 heavy metals, and free of pungent odors

Fire retardancy: Class B



Wall Panel (Solid) Connection Method

Double-groove connection method(standard)



Concave seam With Troughs Same color + TZ9512 trim for connected(for double grooves only)

(*Note: The 9mm flat-seam wire is in the original color of the blank material.)



Flat seam with Troughs same color +TZ9510 trim for connected(for double grooves only)

(*Note: The 9mm flat seam is the original color of the blank)



With groove + TZ9511 trim for connected (for double groove only)

(*Note: The 9mm connected trim adopts an oxidation process, with optional colors of matte black and bronze.)

More connection method is available



Grooveless Joining
-Adopt GZ100 trim for connected



Seamless Snap-Together Installation, No Connectors Needed (Bestseller)Featuring a unique U-groove design with a double groove system for easy, tool-free assembly. cuts costs and installation time and is forgiving of imperfect walls.




Lock seam Double grooves + buckles enable easy and natural feeling without connected trim


(*Note: The locking seams suggest used wood grain for better decorative effects.)

Application Effect Rendering of Solid Panel




 VIP Salon Suite



 Hotel Corridor

Redefine eco-friendly quick-install walls



 Clothing Store



 The Corridor Of Club



- Super ENF grade
- 100% brand new eco-friendly raw materials
- No heavy metals
- No pungent smell
- B grade fire resistance
- Anti-insect infestation

Redefine eco-friendly quick-install walls

Wall Panel(Hollow)

Application site



Substrate structure:

There is an elliptical hole in the middle, presenting a hollowed-out structure

Width: 600mm (If the minimum order quantity for commercial projects is met, 300mm and 400mm can be discussed separately based on specific circumstances)

Length: 2400 / 2600 / 2800 / 3000mm

Thickness: 9mm

Connection method: U-seam (best-selling); flat seam (note: if the minimum order quantity for commercial projects is met, V-seam and locking buckle tight seam can be discussed separately based on specific circumstances)

Environmental protection: 100% brand-new environmentally friendly raw materials; exceeds ENF class; 0 lead, 0 heavy metals; no pungent odor

Fire resistance : Class B



SAME COLOR DOOR-WALL-CABINET SYSTEM

U seam connection method
Creates a unique concave-convex shape
Double-Groove + buckles enable natural splicing without connecting wires, resulting in low construction costs
Fast construction with low requirements for wall flatness



Wall Panel(Hollow)Connection Method

Regular Connection Method



Flat seam (The joint gap is approximately 1mm)



U seam (The joint gap is approximately 3mm)

Customized Connection Method



V seam (The joint gap is approximately 4mm)



Lock seam (The joint gap is approximately 0.02mm)

(*Note: If the minimum order quantity (MOQ) for workwear is met, the pricing for V-seams and Lock seam will be discussed separately based on specific circumstances.

(*Note: The locking buckle tight seams must use wood grain patterns for better decorative effects.)

Application Effect Rendering of Hollow Panel



Bedroom



Living Room

Redefine eco-friendly quick-install walls



Tea Room



Living Room

COLOR OF WALL PANEL

Classified by material type: PVC, PP, PET, etc. (Note: For some specified patterns of PVC and PP, the order of matching-color film-covered decoration trim is supported; however, due to the influence of production processes, the order of matching-color film-covered decoration trim is not supported for all patterns of light luxury fabric art and PET.)

Serial number	Decorative layer	Thickness	Performance advantage
1	PVC	14-16 Filament fibers	<ul style="list-style-type: none"> ☑ Over 100 creative patterns/colors available for selection ☑ Excellent moldability, lightweight, and durable for long-term use ☑ Non-toxic and odorless, easy to clean and maintain in daily life
2	PP	16-18 Filament fibers	<ul style="list-style-type: none"> ☑ Imported skin-friendly texture, enjoying international quality ☑ Touchable products, food-grade environmental protection and health ☑ Effectively protecting the safety of the elderly, pregnant women and children
3	Metal series	14-16 Filament fibers	<ul style="list-style-type: none"> ☑ Metal-like texture with fine grains and luster ☑ Excellent adhesion, high flatness, and resistance to deformation ☑ Anti-static, lightweight for easy transportation, and can be cut or bent freely
4	Light luxury upholstery	30-40 Filament fibers	<ul style="list-style-type: none"> ☑ Inspired by Korean textile art ☑ Highly reproduces the soft texture of fabric patterns, with exquisite and realistic colors ☑ The surface is treated with a special protective layer, featuring moisture resistance and scratch resistance
5	PET	30-35 Filament fibers	<ul style="list-style-type: none"> ☑ Glossy/matt deep embossed texture with realistic patterns ☑ High hardness and flatness, excellent scratch and wear resistance ☑ Effectively resists aging and yellowing, oil stain and corrosion resistant



SOLID BOARD AND HOLLOW BOARD WITH OPTIONAL COLORS



DECOR PANEL

3-dimensional decor panel, say goodbye to flat surfaces, and easily achieve unlimited creative shapes

Free Styling

3-Dimensional shapes such as grilles, waves, and irregular shapes. All the decor panels are of the same color as the wall surface, without cracking or coming apart. It is not stiff when used in large quantities for commercial decoration and shows a high-end look when used in small areas for home decoration.

Easy To Installation

Seamless connection: utilizes an intuitive double groove for easy interlocking and seamless integration.
 User-friendly fastening: a dedicated clip mechanism enables perfect installations by individuals of all skill levels.
 Zero on-site work & high speed: eliminates the need for on-site cutting. Panels mount directly to the wall, enabling installation speeds of up to 100 m² per day.

Cost Concerns And Savings

Eliminate the costs of auxiliary materials.
 Standardized module production saves over 30% of the cost compared to on-site processing and shaping of wall panels.
 Support large-scale direct supply of tooling, and deliver projects of 10,000 square meters within 15 days.


Decor panel(regular type)

3-dimensional Decor panel, easily achieve unlimited creative shapes

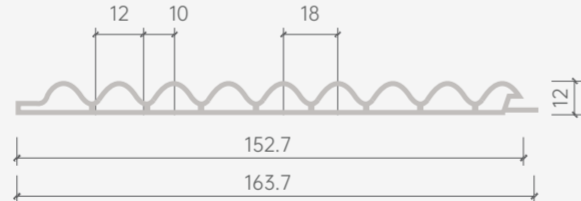

Application site





For regular shaped boards, within the specified patterns/colors, there is no minimum order quantity requirement for matching-color wrapping; if the pattern/color is beyond the specified range, matching-color wrapping can be discussed separately based on specific circumstances provided that the minimum order quantity for commercial projects is met.



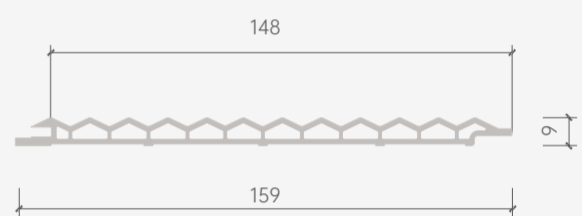

152 Convex Decor Panel
Length: 2.6m,3m per piece

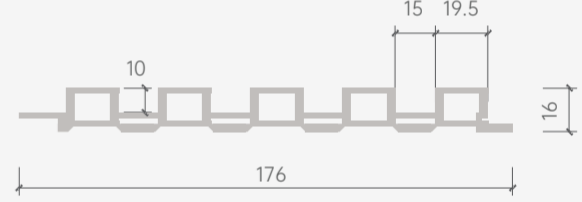
160 Fluted Decor Panel
Length: 2.6m,3m per piece


159 Fluted Decor Panel
Length: 2.6m,3m per piece

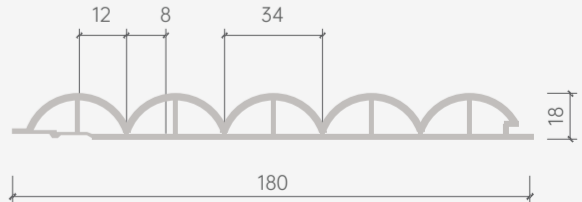
176 Fluted Decor Panel
Length: 2.6m,3m per piece




178 Concave Decor Panel
Length: 2.6m,3m per piece

180 Convex Decor Panel
Length: 2.6m,3m per piece




Decor panel (customized type)

Three-dimensional Decor panel, say goodbye to flat surfaces, and easily achieve unlimited creative shapes

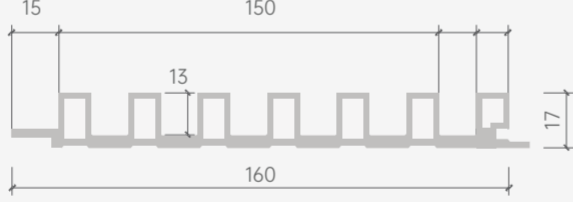

Application site



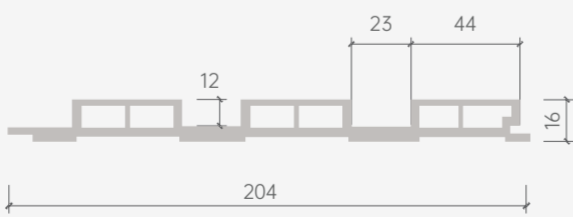

Note: If the minimum order quantity for commercial projects is met, terms will be discussed separately based on specific circumstances.



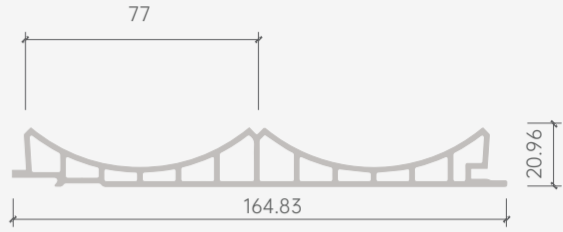

15017 Fluted Decor Panel
Length: 2.6m,3m per piece

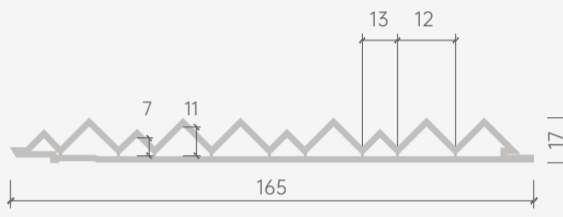

204 Fluted Decor Panel
Length: 2.6m,3m per piece

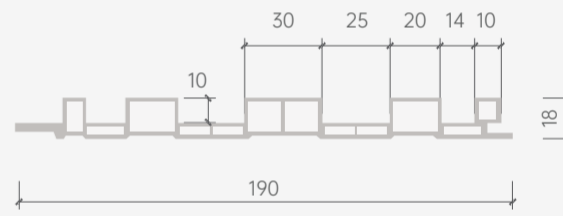

165 Concave Decor Panel
Length: 2.6m,3m per piece

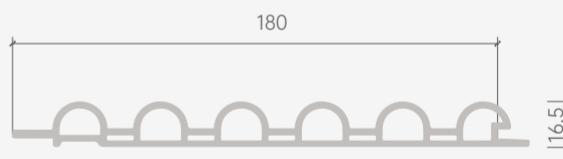

170 Fluted Decor Panel
Length: 2.6m,3m per piece

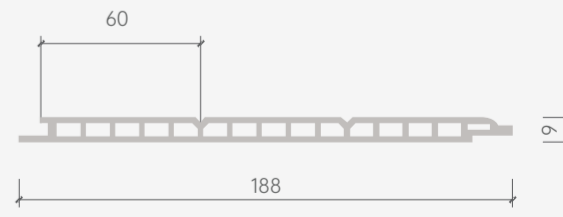
183 Fluted Decor Panel
Length: 2.6m,3m per piece

185 Convex Decor Panel
Length: 2.6m,3m per piece

188 Fluted Decor Panel
Length: 2.6m,3m per piece







 墙面：160 小长城，电视背景墙
 Wall: 160 Fluted Decor Panel, TV Background Wall



引入纺织肌理
 搭配159小三角造型板
 落地藏光造型，极具设计感
 Fabric texture
 Matched with 159 fluted wall panel
 Hidden light strip design


 Wall: 159 Fluted Decor Panel, Living Room Background Wall




 Wall: 180 Convex Decor Panel, Dining Room Background Wall

STARRY SKY GRILLE

Starry sky grille wall panels create a starry river, completing a wall in just 3 hours

Enhanced Dimensional Effect

5 Quick-assembly styling combinations, allowing free matching and diy for undulating heights, saving time and effort.

Easy To Install

Double groove assembly system, secured with metal fasteners modular, building-block design for rapid installation.

Adjustable Lighting

Touch-sensitive switch enables brightness control, customizable for different scenarios and moods.

Exceeding Enf Environmental Protection Standards


It has obtained authoritative certifications such as china environmental labeling (ten-ring label) and SGS, with 0 lead, 0 heavy metals, and no pungent odor.

Starry Sky Grille


5 Types Of Quick-Assembly Styling Combinations

Panel width: 172mm
 Panel length: : 3000mm
 Thickness: 28mm
 Minimum quantity: Minimum 10 pieces per color (MOQ)

The starry sky grille is suitable for public areas in mid-to-high-end commercial Spaces such as background walls, foyers, and corridors. Its dazzling and well-arranged starlight effect instantly makes the entire space shine brilliantly.



Starry sky grille wall panels create a starry river, completing a wall in just 3 hours



Color



(All the above patterns are wood grains. Combining wood grains with grid panels will achieve a better decorative effect.)



Bedroom



Reception Room



Tea Room

CUSTOMIZED SPRAY PAINTING

Art background paintings, choose what you love, customize extraordinary taste




Artistic Background Painting

Art background paintings, choose what you love, customize extraordinary taste




Matte · Artistic Background Painting

Base material: hollow wall panel
 Base film: MH-842, MH-724-01
 Length: 2400/2600/2800/3000mm
 Width: 600mm
 Thickness: 9mm
 Seam: flat seam/v-seam




Matte Skin Texture · Artistic Background Painting

Base material: solid wall panel
 Base film: MH-842
 Length: 2000-3500mm (select height in increments of 100mm)
 Width: 900/1000/1200mm
 Thickness: 9mm
 Seam: lock seam




Application site



High-Gloss Pet · Artistic Background Painting

Base material: solid wall panel
 Base film: MH-842
 Length: 2000-3500mm (select height in increments of 100mm)
 Width: 900/1000/1200mm
 Thickness: 9mm
 Seam: lock seam



Matte Design · Artistic Background Painting

Base material: 152 convex decor panel
 Base film: MH-842
 Length: 3000mm
 Width: 152mm
 Thickness: 12mm






 TV Art Background Painting



 Bedroom Art Background Painting



 Matte-Finish Artistic Background Painting For The Reception Area

MATCHING LINES

3 advantages of wall panel decpr trims

Original Factory Integrated Matching

Produced from the same source as wall panels, with precisely matched structures and the same color film coating for zero color difference, the visual effect is naturally integrated.

All-Round Applications

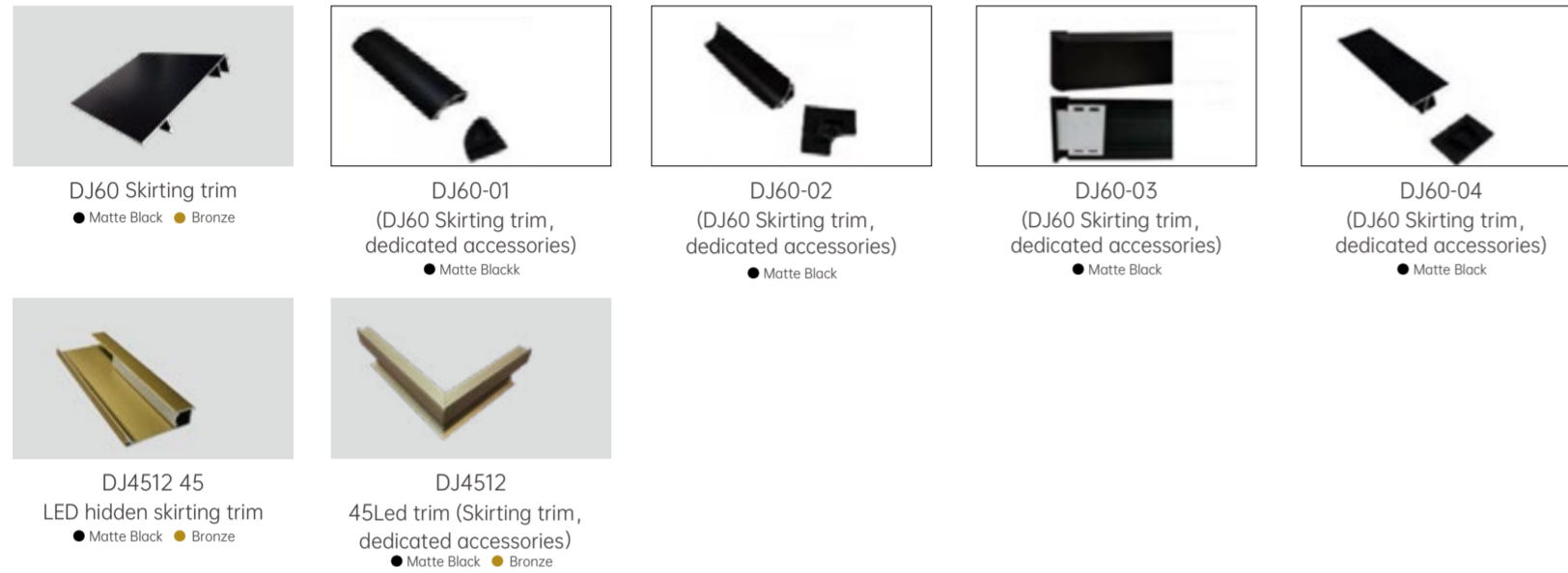
Over a hundred functional lines (edge finishing, corner turning, lighting, skirting decoration, connection), providing one-stop solutions to all space finishing problems.

Dual-Material Compatibility Scenarios

It is divided into two major categories: aluminum alloy trim lines (minimalist and lightweight) and wood-plastic decorative lines (three-dimensional and shaped), easily handling various styles and space requirements. Details make perfection, and design is more free.

Aluminum trim (Oxidation Process)


Skirting trim



Closing trim



Connection trim



LED trim

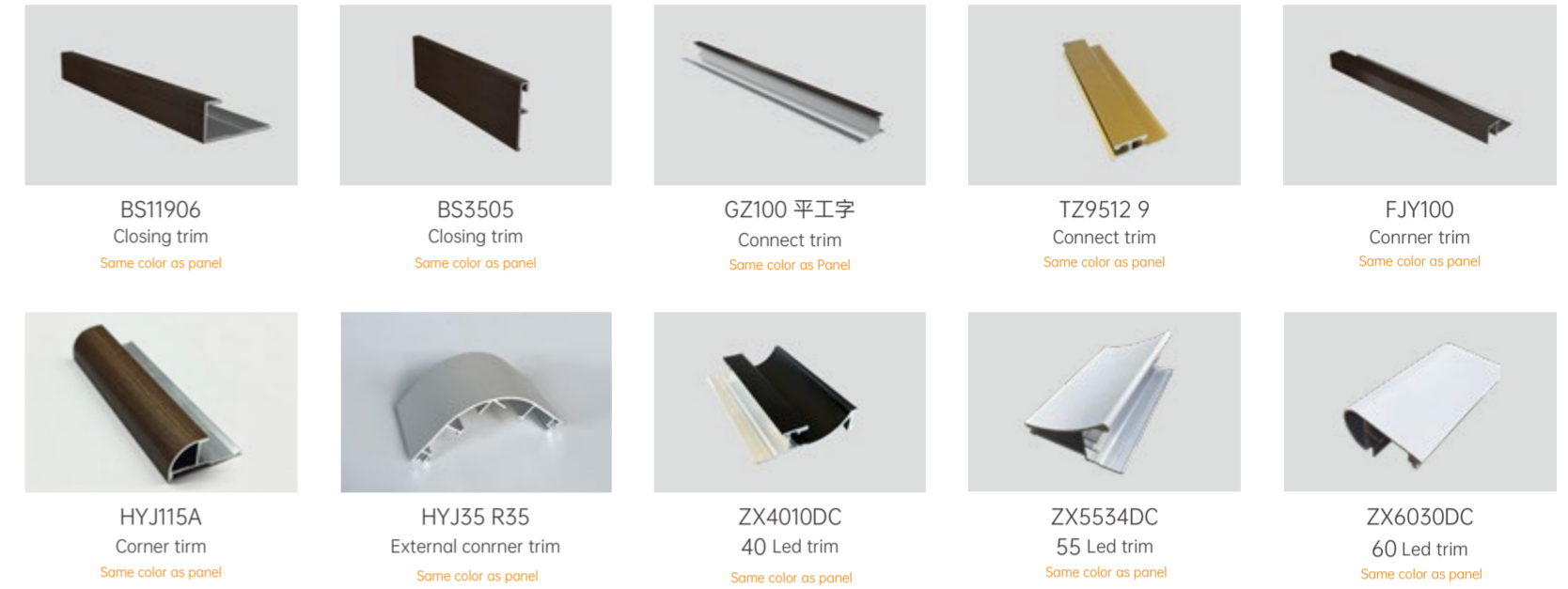


Decoration trim

Corner trim

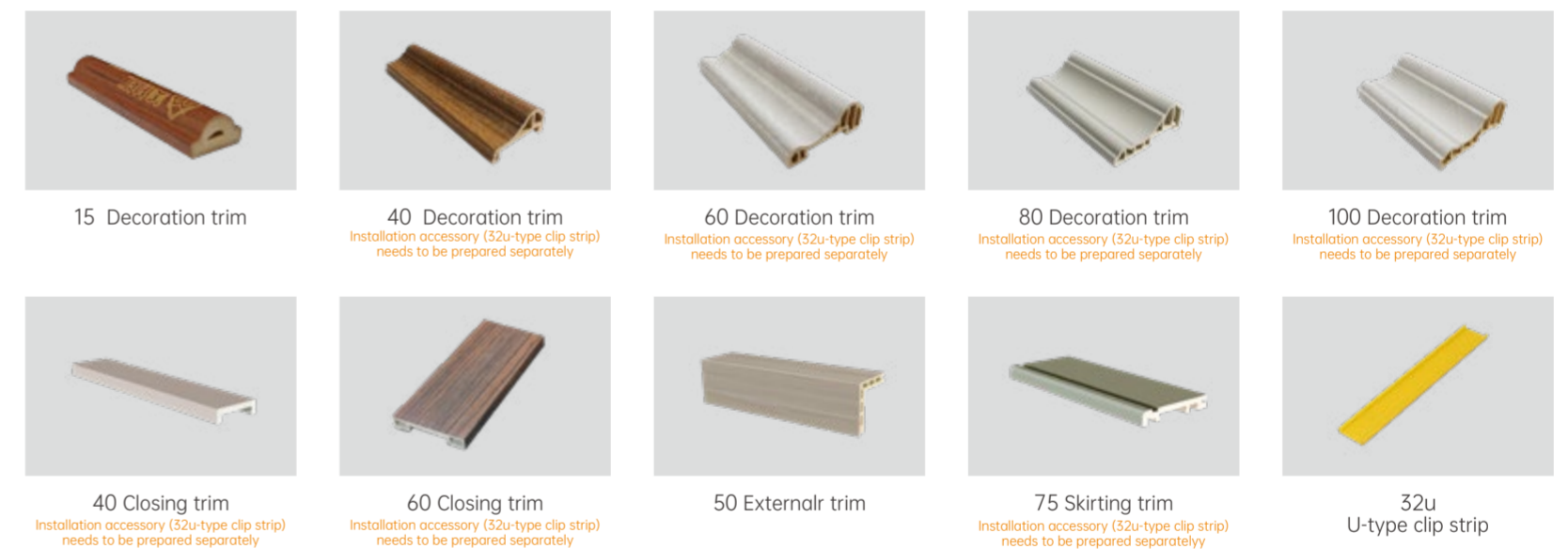


Same Color As Panel · Aluminum trim



Note: the aluminum alloy lines of the same color have no limit on the specified patterns and no minimum order quantity. The same color wrapping is supported. If the patterns exceed the minimum order quantity for the tooling, the specific situation will be negotiated separately

Wpc Decoration trim (Standard Model)



Note: for standard model wpc decoration trim, within the specified patterns/colors, there is no minimum order quantity requirement and matching-color wrapping is supported; if the pattern/color is beyond the specified range, and the minimum order quantity for commercial projects is met, it will be discussed separately based on specific circumstances

Custom Wpc Decoration Trim (Partial)



SOLID WOOD DOOR OF THE SAME COLOR

The door and wall are the same color, and the vision is unified

Door And Wall In The Same Color One-Stop Customization

The door and wall can be of the same color, creating a harmonious and unified visual effect. One-stop customized decoration solutions are provided, saving you time, effort and worry.

Solid Wood Structure, Elegant And Enduring

Beautiful and natural, environmentally friendly and healthy. Sound insulation and heat preservation, providing a comfortable experience. High cost performance, lightweight and easy to install.

Well-Equipped And Easy To Install

Easy-Install Mortise Hinges – come as a complete set with door lock and holder for a seamless, one-step installation.

The door and wall are the same color, and the vision is unified



Solid Wood Of The Same Color (Flat Door)

MH-MXMB-PB1 (Package 1)

Standard width: ≤900mm (maximum custom width: 950mm)

Standard height: ≤2200mm (maximum custom height: 2400mm)

Standard wall thickness: ≤160mm (maximum custom thickness: 240mm)

Finished thickness of door leaf: 47mm

Door leaf: solid wood frame + graphene door core + 3mm spc board door

Frame: molding : spc board casing board : plywood (spc board-clad)

Hardware: 3 sets of mortise&tenon hinges, 1 set of 58 split lock (with double-sided handles),
1 Door stop




Application site



Solid wood door header panels of the same color MH-MXM-MTB, the sum of the header panel and the door height ≤3000mm, and the width ≤900mm


PVC COLOR



MH-648




MH-649



MH-650C




MH-651C



 Hotel Room Flat Panel Door



 Living Room Flat Panel Door

PREMIUM ALUMINUM-WOOD DOOR

Flawless Color Match, Guaranteed Reliability

Door And Wall In The Same Color One-Stop Customization

It can achieve the same color for the door and wall, with a good integrated effect and a more simple design. One-stop customized decoration solutions are provided, saving you time, effort and worry.

Aluminum-Wood Structure Stable Performance

Aluminum keel + aluminum honeycomb core structure, durable and long-lasting. It has a high degree of flatness, is impact-resistant and not prone to deformation. Moisture-proof, mold-proof, insect-proof and moth-proof, and easy to maintain.

Premium Accessories High-End Texture

One-stop matching hinges and door locks, sturdy and durable, with a high-end texture.

客厅走道
Living Room Walkway



Flawless Color Match, Guaranteed Reliability



Single-Swing Minimalist Door (Matte Black Border)

MH-YXMB01- II (Package 1)
MH-YXMB01- II (Package 2)

Standard width: ≤900mm (customizable width available)

Standard height: ≤2200mm (maximum custom height: 2800mm)

Standard wall thickness: ≤160mm (customizable thickness available)

Finished thickness of door leaf: 56mm

Door leaf: aluminum keel + aluminum honeycomb core + double-layer door leaf board + matte black Aluminum frame edge banding

Door frame: matte black aluminum frame

Package 1: 2 hydraulic buffer hinges, 1 load-bearing hinge, 1 set of straight-type single-sided handle lock

Hardware for package 2: 3 three-dimensional hinges (without hydraulic buffer), 1 straight-type Double-sided handle lock, 1 door stop

Handle panel: default to the same color as the door leaf



套餐 1



套餐 2

Single-Swing Minimalist Door (Same-Color Border)

MH-YXMB01- III (Package 1)
MH-YXMB01- III (Package 2)

Standard width: ≤900mm (customizable width available)

Standard height: ≤2200mm (maximum custom height: 2800mm)

Standard wall thickness: ≤160mm (customizable thickness available)

Finished thickness of door leaf: 56mm

Door leaf: aluminum keel + aluminum honeycomb core + double-layer door leaf board + same-color Aluminum frame edge banding

Door frame: same-color coating on aluminum frame

Package 1: 2 hydraulic buffer hinges, 1 load-bearing hinge, 1 set of straight-type single-sided handle lock

Hardware for package 2: 3 three-dimensional hinges (without hydraulic buffer), 1 straight-type Double-sided handle lock, 1 door stop

Handle panel: default to the same color as the door leaf



套餐 1



套餐 2


Application site



Conventional Patterns (PVC Finish Layer)



Customized Patterns (PVC Decorative Layer)




Customized Patterns (PP Decorative Layer)



Office Area Same-color Door



 Living Room Invisible Door

GRILLE INVISIBLE DOOR

Flawless Color Match, Guaranteed Reliability

The Door And Wall Are Of The Same Color And Feature A Hidden Design

The personalized three-dimensional grille design adds a sense of spatial layering. It can be in the same color as the door and wall, with hidden decoration, creating a unified visual effect and protecting privacy.


Stable Structure, Durable And Long-Lasting

Optional solid wood/aluminum-wood structure, environmentally friendly and healthy, more impact-resistant, less prone to deformation, durable, and easy to maintain on a daily basis.

Premium Accessories High-End Texture

Hydraulic hinges, silent buffer door closing, no noise between opening and closing, more comfortable experience, and can also be matched with door locks in one step.

GRILLE INVISIBLE DOOR

 Hotel Room Hidden Door



Flawless Color Match, Guaranteed Reliability

Single-Opening Grille Invisible Door

MH-YXMB01-GS (Package 1)

Fixed width: 890mm or 787mm standard

Height: ≤2200mm (maximum customizable height: 2800mm)

Standard wall thickness: ≤160mm (customizable thickness available)

Finished thickness of door leaf: 60mm

Door leaf: aluminum keel + aluminum honeycomb core + double-layer door leaf board + same-color aluminum frame edge banding + front grille, back flat panel

Door frame: same-color coating on aluminum frame

Hardware: 2 hydraulic buffer hinges, 1 load-bearing hinge, 1 set of straight-type single-sided handle

lockhandle panel: default to the same color as the door leaf


Notes: 1. Includes top grille and left-right edge-trimmed grille panels; 2. Same-color coating process Applied to both door frame and door leaf




Application site



Conventional Patterns (PVC Finish Layer)



Customized Patterns (PVC Decorative Layer)



Customized Patterns (PP Decorative Layer)





SAME COLOR DOOR-WALL-CABINET SYSTEM

Monochromatic Revolution

The doors, walls and cabinets are produced in the same factory and color, with no color difference to the naked eye. From the closing trim to the door frame, from the wall to the cabinet body and the door, the entire system is in the same color and matched. Supports customization of over 25 patterns, including free selection of wood grain, solid colors, etc.

Wall-Cabinet Integration Technique

The wall panels can be extended to customize the cabinet body of the same color, visually extending and enlarging the space. It combines decoration and storage, and the cabinet seems to grow out of the wall.

Same - Color Silent Wooden Door


Sturdy and silent structure, resistant to moisture and deformation. Door frame, door leaf, and wall in the same color, with invisible finishing and seamless joints. Customizable dimensions, with quality hardware accessories provided in one step.

Super Enf-Class Environmental Protection

The doors, walls and cabinets are produced in the same factory and color, with no color difference to the naked eye. From the edge line to the door frame, from the wall to the cabinet body and the door, the entire system is in the same color and matched. Supports customization of over 25 patterns, including free selection of wood grain, solid colors, etc.



Same Color Door-Wall-Cabinet System

Application site



办公区走道同色门墙柜
Office Area Walkway Same-Color Door Wall Cabinet

Door and wall color-matching customization experts making spaces "transition from patchwork to unity"

Wall Panel Materials	Base Material: Wall Panel (Solid/Hollow) Pattern : Pvc/Pp/Pet, Etc
Door Material	Solid Wood Doors Of The Same Color, Aluminum-Wood Doors Of The Same Color, And Grille Doors Of The Same Color
Cabinet Materials	 Materials: Multi-Layer Board / Particle Board / Osb, Etc  Patterns: Melamine (Finish) / Pvc (Film) / Pp (Film) / Pet (Film), Etc Hardware: Dtc, Blum, And Other High-Quality Brands
Color	Standard Patterns/Custom Patterns
Dimensions And Settings	Customized

Cabinet Board	Features	Standard Specifications
Multilayer Board 	The Solid Structure Is Stable, With Good Moisture Resistance, Strong Nail-Holding Capacity, Good Load-Bearing Capacity, And Environmental Protection Eo Grade	Thickness: 9/18/25mm - Length And Width :2440x1220mm
Particle Board 	Stable Structure, Good Nail-Holding Capacity, High Cost Performance, And Environmentally Friendly Eo Grade	Thickness: 9/18/25mm - Length And Width :2440x1220mm
OSB 	Stable Structure, Good Moisture Resistance, High Environmental Friendliness And Is Free Of Formaldehyde	Thickness: 9/18/25mm - Length And Width :2440x1220mm



 Vip Meeting Room Same-Color Door Wall Cabinet




 Hotel Room Same-Color Door Wall Cabinet



 Same-Color Door Wall Cabinet In The Independent Office



 Meeting Room Same-Color Door Wall Cabinet



Tea Room Uniform-Color Door Wall Cabinet



Office Uniform-Color Door Wall Cabinet



Shoe Cabinet



Dining Room



Bedroom



Living Room



Sofa Background Wall



Study Room



Cloakroom


WALL PANEL INSTALLATION: AVOIDING COMMON MISTAKES

Melinco Wall panels


VS

Other manufacturers

Factory strength




- ✓ Own factory covering an area of over 50,000 square meters
- ✓ Quality control and delivery time are guaranteed




- △ No factory and no R&D capability
- △ Worrisome quality control and delivery time

Solution




- ✓ One-stop full-process service: R&d → design → production → quality control → logistics/ customs clearance → installation → after-sales service




- △ Wholesale only, no additional services provided
- △ No design support, no after-sales service

High-end quality



- Customize high-end decorative effects for you
- ✓ Raw materials: 100% environmentally friendly raw materials
- ✓ Base material: Density up to 0.75/1, resistant to damage and deformation
- ✓ Decorative layer: Excellent texture, durable and long-lasting
- ✓ Adhesive layer: Hot-melt adhesive, odorless and more environmentally friendly
- ✓ Supporting trims: Support matching-color film lamination, multiple styles available

High-end quality



There is a risk of rework, increasing time and decoration costs

- △ Raw materials: Mixed with recycled materials, containing heavy metals such as lead
- △ Base material: Density significantly lower than 0.7, prone to damage and deformation
- △ Decorative layer: Strong plastic feel, rough texture, mediocre quality
- △ Adhesive layer: Cold glue, with pungent odor, non-environmentally friendly
- △ Supporting trims: Do not support matching-color film lamination, limited styles

Melinco Wall panels

VS

Other manufacturers

Market coverage



- ✓ Hot-selling in more than 100 countries worldwide, serving over 12million mid-to-high-end users, with rich project experience



- △ No foreign trade experience, lack of project experience, and no guarantee for professionalism and delivery effect

Customization advantages



- ✓ Matching-color doors, walls, cabinets and trims for high-end aesthetics
- ✓ Deep customization services for major projects: patterns, dimensions, design schemes, molds, etc



- △ No matching-color doors, walls, or cabinets, and no matching-color trims. Multiple factories need to be sourced for procurement, resulting in poor implementation effects

Market coverage



- Double certification: china environmental labeling (ten rings) + sgs, authoritative certifications
- ✓ Ultra enf-level, zero heavy metals (lead-free, etc.), Free of tvoc, no pungent odor, caring for the health of mothers and babies

Market coverage



- △ No authoritative test report
- △ Generally ≤ E1 grade, contains heavy metals such as lead, emits pungent odor, and has health hazards

Revealing The Selection Criteria Behind The Same Color Door-Wall-Cabinet System

OUTDOOR SERIES

PVC Exterior panel a new type of environmentally friendly building material made by mixing high-density PVC, wood powder and other eco-friendly materials. It features simulated wood grain on the surface, with water resistance, mildew resistance, UV resistance (no fading), inherent flame retardancy, and requires no painting or maintenance.

PVC Exterior panel adopts environmentally friendly recycled materials and has undergone three generations of technological iteration, breaking through traditional limitations. Its ASA co-extruded layer has significant advantages in weather resistance (-20 °C ~60 °C) and service life (10 years), making it suitable for harsh environments such as high humidity and strong UV radiation.

Exceptional Longevity

ASA polymer protective layer boasts excellent weather resistance (UV resistance, acid and alkali resistance, fading resistance). After 2000 hours of direct sunlight exposure, its fading degree is ≤ Grade 3. It is non-water-absorbent and has a service life of 5-10 years. In contrast, PE material is relatively inferior, prone to aging, fading, deformation and cracking, with a service life of only 5 years.

Enhanced Safety

Superior flame-retardant performance, Significantly reduces fire hazards.

Enduring Aesthetics

6 Classic woodgrain finishes, Realistic textures | fade-resistant colors.

Lightweight Efficiency

Lightweight construction for easy handling and installation, Reduced long-distance shipping costs.

Simplified Installation

Minimal thermal expansion → narrow joint gaps, Snap-lock system for rapid assembly.

Worried-Free

Highly resistant to cracking and warping, comes pre-finished to Eliminate the need for painting, and low maintenance cost.

Outdoor Series

Application site

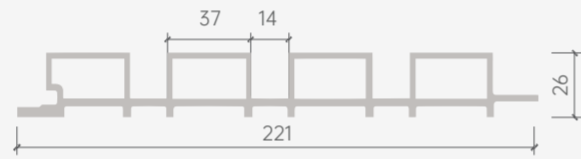



Outdoor Decking For Park



221 Outdoor Wall Cladding

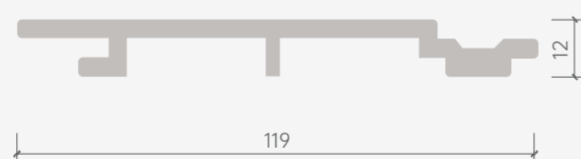
Size: 221×2900×26mm
Material: ASA co-extruded WPC material






100 Outdoor Wall Cladding

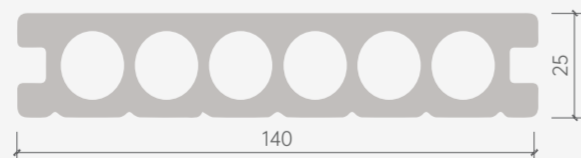
Size: 119×2900×12mm
Material: ASA co-extruded WPC material





140 Outdoor Decking


Size: 140×2900×25mm
Material: ASA co-extruded WPC material




Process

Outdoor Wall Cladding

Outdoor Decking




Color





 Outdoor Decking & Wall Cladding For Restaurant



 Outdoor Wall Cladding For Garden



 Outdoor Decking & Wall Cladding For Garden

CASE PRESENTATION

BEST CHOICE FOR WORLDWIDE

Melinco with superior craftsmanship, we continue to provide leading, environmentally friendly, high-quality siding panels all over the world, and have become a long-term cooperative supplier for many well-known brands, while being widely used in all kinds of engineering, commercial and home improvement projects, and are well recognized by our customers.


CENTRE FINANCIER DE KINSHASA

LE DES COMMERCE DJ

APPLICATION PROJECTS

CONGOLESE GOVERNMENT BUILDING

Melincó was chosen to furnish the offices of a national president and ministers after the client's five-month, multi-province search for a supplier. Their choice affirms that our products and delivery meet the most rigorous standards, with certifications to prove it.



BEST CHOICE FOR WORLDWIDE


SINGAPORE CHANGI AIRPORT

12-Time "world's best airport" & a must-stop destination, They chose melincó - the seal of approval for quality.



APPLICATION PROJECTS



 Crowne Plaza Singapore



 Nh City Centre Hotel, The Netherlands



 Turkish Mulberry Pastry Shop



 Sharjah Auto Showroom, United Arab Emirates



 Brant Villa Resort, Montreal, Canada



 Robertson Apartment Family Park In Malaysia

DOMESTIC ENGINEERING APPLICATION PROJECTS

BEST CHOICE FOR WORLDWIDE



 Binjiang Days Hotel



 Guangdong Yingbin Hotel




 Green Island Kindergarten



 Real Estate Marketing Center



 Guai Xiao Er Catering Chain



 Yilihui Beauty Chain



 Toto Sanitary Ware



 Baishiyalan Clothing Chain



 Yinnong Technology Staff Building, Huizhou



 Heshenglong Group

DOMESTIC ENGINEERING APPLICATION PROJECTS

BEST CHOICE FOR WORLDWIDE



 Chencun Nursery Gardens Tea House



 Conghua Guesthouse



 FAENZA Showroom




 Sihui Is The Jade Capital Of The South



 Kaiyi Restaurant



 Xiangnan Office Building



 Xiangnan Office Building



 Turkish Restaurant




 Turkish Restaurant


DOMESTIC HOME DECORATION PROJECTS


BEST CHOICE FOR WORLDWIDE




 Poly No.1 Mansion




 Elegant · Zhen 'An Villa



 Display Suite



 Shanyu Lake Villa



 Sunshine City, Foshan Peninsula

DOMESTIC HOME DECORATION PROJECTS



 Fuxi Mansion



 Foshan Aoyuan



 Hai Junda



 Jieshang Building



 Jindi Jiulongbi



 Poly Tianyue

品质之选，畅销全球
BEST CHOICE FOR WORLDWIDE



 New Capital Of Rome



 Green Island Moon Bay Garden



 Pujun New Town Huafu



 Qian Deng Lake No. 1



 Star Triumph International



 Smart New Town

MORE PROJECT DISPLAYS

- Congolese Government Building
- Singapore Changi Airport
- Crowne Plaza Singapore
- The Shipping Building At The Cayman Port Centre
- Tempa Hotel, Orlando, Usa
- Public Housing Projects Of The Hong Kong Government
- Kompose Hotel, USA
- Nh City Centre Hotel, The Netherlands
- Sri Lanka Diamond Factory
- Uae Parent-Child Life Experience Center
- Robertson Apartment Family Park In Malaysia
- Brant Villa Resort, Montreal, Canada
- Sharjah Auto Showroom, United Arab Emirates
- Turkish Mulberry Pastry Shop
- Binjiang Days Hotel
- Sloko Designer Hotel
- Taiyue Valley Art Hotel
- Zhaoshang Yiyun Huafu
- Flower Interpretation Theme Hotel
- Guangdong Yingbin Hotel
- Fuxi Mansion
- Heshenglong Group
- Green Island Kindergarten
- Toto Sanitary Ware
- Yilihui Beauty Chain
- Baishiyalan Clothing Chain
- Pujun New City Huafu Marketing Center
- Command Center Of Sanya, Hainan
- Dongguan Qishi Yipin Feast
- Dongguan Jieshang Building
- FAENZA Showroom
- Conghua Xi Yang Dao Qi Chi Guesthouse
- Kaiyi Clothing Accessories Co., Ltd
- Lipton Technology Co., Ltd
- Guai Xiao Er Catering Chain

- Yinnong Technology Staff Building, Huizhou
- Foshan Jiayuan Factory
- Chenyue Beauty Salon
- Qianxi Building
- Qian Deng Lake No. 1
- Poly No.1 Mansion
- Poly Tianyue
- Star Triumph International
- Pujun New Town Huafu
- Jindi Jiulongbi
- New Capital Of Rome
- Hai Junda
- Green Island Moon Bay Garden
- Foshan Aoyuan
- Smart New Town
- Kaisa Yuejiang Mansion
- Hainan Sandao Courtyard
- Silver Beach Tianxi
- Tianlong In The Three Thousand Seas
- Yicui Garden Crabapple Garden
- Viewing The Mountains And Waters At Zhongshan
- Jingxing Guiyuan
- Yujing Terrace
- Agile
- Vanke
- Yongjingwan
- Xinghui Garden
- Country Garden Shengshi Huafu
- Yujing Haoyuan
- Yali Mansion
- Pray For The Well-Being Of Nanwan Peninsula
- Phase 2 Of Jiang Wan South Bank
- Poly Zishan
- Tianyu Peninsula
- Mingpuju
- Tian 'An Hongji Garden
- The Green Land Is Brilliant
- Shidai Xianghai Coast
- Jiulongwan
- Exquisite And Sharp
- Poly Heyue Binjiang
- Lixun Shangzhu
- Splendid Longwan
- Junjing Bay Mansion
- Jinmao Lu Mansion
- Yuehu Terrace
- Poly No.1 Mansion
- Liansu Jiayuan
- Poly Tianhui
- Yicui Rose Garden
- Seaview Peninsula